



# SAINT-GOBAIN GLASS

## SGG BIOCLEAN<sup>®</sup>

*self-cleaning glass*

### *Installation and maintenance guidelines for window fabricators and installers.*

SGG BIOCLEAN has been specially designed to remain cleaner for longer than conventional glass. A transparent coating on the external surface of the glass harnesses the power of UV rays and rain or water to break down dirt and grime then wash it clean away. The coating is totally integrated into the surface of the glass and is highly durable. However, as with all coated glass, certain guidelines must be followed to ensure correct installation and proper maintenance of SGG BIOCLEAN. Carefully follow the instructions below for best results.

#### Receipt of glass

SGG BIOCLEAN is delivered with a special label affixed to the coated surface. This label must remain in place until delivery on site, then carefully removed at first clean down.

#### Storage

- As with all coated glasses, SGG BIOCLEAN must be stored in a clean, dry, ventilated area, protected from any extreme variations in temperature and humidity.
- Keep the product away from confined areas where there is an obvious presence of silicone or sealant vapours.

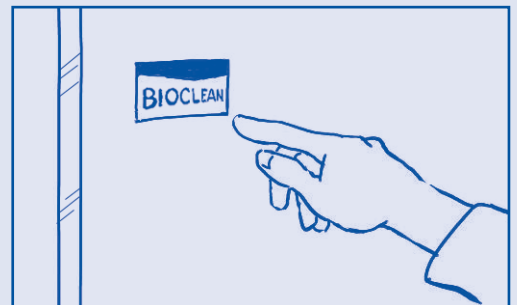
#### Handling/Equipment

- Avoid all contact with sharp, metal or abrasive objects which may scratch the coating (e.g. belt buckles, Stanley knives, razors).
- Avoid contamination from hands which have been in direct contact with silicone.
- Use clean, dry, soft safety gloves. Avoid those with rubber or silicone grips.
- Hand held or machine suckers must be in a good condition, clean and completely silicone-free. In order to ensure their cleanliness, protective covers are available.


#### Assembly into frame

- Always position the coated surface facing towards the exterior. The coated face can be identified by the presence of a special SGG BIOCLEAN label.
- Avoid all contact with linseed oil and silicones during assembly and installation (including setting blocks, grease or silicone sealants, adhesives, glues, lubricants).
- Glazing tapes used in timber frames should not be capped with silicone.
- **Gaskets**
  - The use of pre-formed or dry gaskets (such as EPDM gaskets) is recommended.
  - Limit contact between the gasket and the glass to the precise area necessary.
  - Glazing gaskets must not be lubricated with silicone oil (guidelines for removing silicone oils are available).

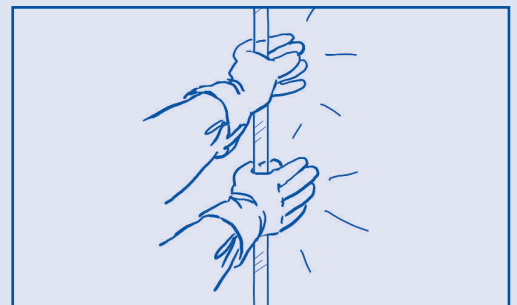
#### Document B2



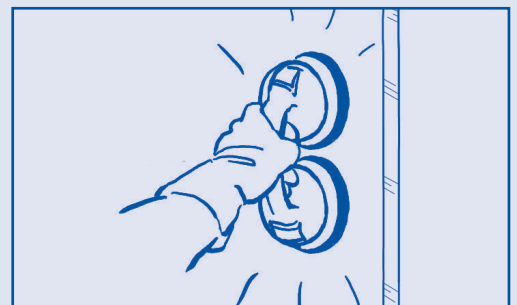
SGG BIOCLEAN has a special label which identifies the coated face.



Always glaze the SGG BIOCLEAN face towards the exterior.



Always handle using soft, clean, silicone-free gloves.



Ensure that suckers are clean, well maintained and silicone-free.

● **Sealants**

The use of silicone sealants must be avoided

- Where possible avoid all use of polymerisable mastics as they release a number of oils which diminish the efficiency of SGG BIOCLEAN especially around the edges.
- Avoid all use of linseed oil mastics or putties.

**On-site installation**

- **Protection:** If any other works are taking place in the vicinity of SGG BIOCLEAN then protect with a clean sheet to prevent any splashes or staining from aggressive compounds (paint, varnish, glue, sealant, cement, plaster, mortar, etc). This will also protect the product from abrasive or hot particles (grinding or welding sparks, etc).
- **Sealants:** The use of an MS Polymer based sealant is recommended.
- **Lead flashing:** Where lead flashing is adjacent to the glass, staining can occur from carbonate run-off. This should be minimised by using a suitable patination product whilst the lead flashing is still new.
- **First clean-down:** Where polymerisable sealants have been used wait until the full polymerisation has occurred before cleaning the SGG BIOCLEAN coating. After carefully peeling off the special label, start with a rinse down of the coated face and complete with a normal maintenance routine (see below).
- **Self-cleaning function:** In the days after the installation and the first clean-down, the special SGG BIOCLEAN coating will be progressively activated by UV rays from the sun. Water will sheet off the surface of the glass without forming droplets. This initial UV generation of the coating can vary according to the season and the orientation of the glazing.

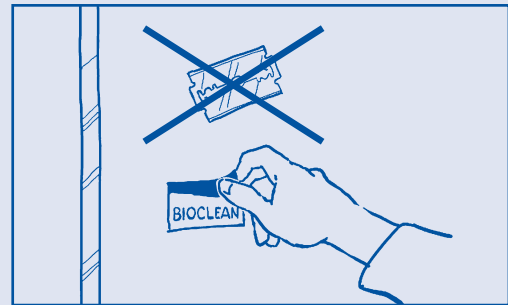
**Routine maintenance**

- SGG BIOCLEAN is not a '100% maintenance-free' product. Should the glass require occasional cleaning please refer to the SGG BIOCLEAN maintenance guidelines "Document B1"
- Should the glass require cleaning this can be done by simply rinsing with soft water.
- Standard, mild glass-cleaning products can also be used if required.
- For the removal of stubborn marks white vinegar can be used. Always ensure that the vinegar does not come into contact with the frame and that it is washed off the glass after application.
- Vinegar is not to be used as a regular cleaning method.
- **Important**
  - Do not use any glass treatment products containing silicones or abrasive particles.
  - Do not use any commercial cleaning products which are intended specifically for cleaning elements other than glass.
  - Do not use chemical products: soda, bleach, washing powder, white spirit etc.
  - Avoid contact with all sharp or abrasive objects including jewellery, buckles, tape measures, razor blades, Stanley knives, scouring pads, steel wool, sandpaper etc.

A comprehensive list of compatible products is available from our website [www.selfcleaningglass.com](http://www.selfcleaningglass.com)

**Ensure that the customer has been given a copy of 'Document B1' which provides maintenance guidelines for SGG BIOCLEAN.**


SGG BIOCLEAN and all other devices and logos are registered trademarks of Saint-Gobain.




Carefully peel off the special SGG BIOCLEAN label. Do not use metal tools or abrasives to remove it.



As and when cleaning is required, use a soft, clean sponge or cloth.



When cleaning for the first time, start by simply rinsing with water or a mild window cleaner.



Avoid all use of aggressive or chemical compounds and abrasive equipment/tools.



**Saint-Gobain Glass UK Ltd**  
 Weeland Road, Eggborough  
 East Riding of Yorkshire  
 DN14 0FD  
 Tel: 01977 666100, Fax: 01977 666203  
[www.selfcleaningglass.com](http://www.selfcleaningglass.com)  
[bioclean@saint-gobain-glass.com](mailto:bioclean@saint-gobain-glass.com)

Distributor